

Insperty OrgPlus: Organise. Visualise. Strategise.

Insperty™ OrgPlus™ empowers businesses to easily visualise their workforce and make more informed decisions using dynamic, professional organisational charts and best-practice analytics to align your organisation for success.

OrgPlus is the industry-leading software for automating the creation and publishing of professional organisational charts.

How We Help

Insperty OrgPlus helps you build a solid and definite organisational structure that better aligns your company, makes workflow more straightforward and ensures the greatest return on investment possible.

OrgPlus offers your company:

- Boardroom-quality charts with insightful workforce analysis tools to reveal key metrics
- Drag-and-drop functionality to plan organisational change and optimise your workforce
- A wide variety of publication options, including Word, HTML or navigable PDF and PowerPoint documents

How We're Different

Businesses often use PowerPoint, Visio and Excel to analyse workforce data and produce org charts. These options lack advanced tools, such as drag and drop planning or in-depth workforce metrics analysis. OrgPlus helps you create and analyse professional org charts in less time, saving your staff valuable hours and providing added functionality to align your workforce with your business goals.



OrgPlus Version 11.2 offers new functionality and enhancements, making it easier to use than ever!

Views: Redesigned views panel for added ability to manage views and enhanced usability for creating, editing, and saving views.

Publishing: Added the ability to publish a chart that is not currently open, moved the publish icon to the home page.

Compatible with all your latest systems and browsers including Windows 7 & 8, MS Office 2010 & 2013, Chrome, IE9, 10 & 11, Firefox, and Safari.

Out of box experience: Easier registration process and new and improved welcome page.

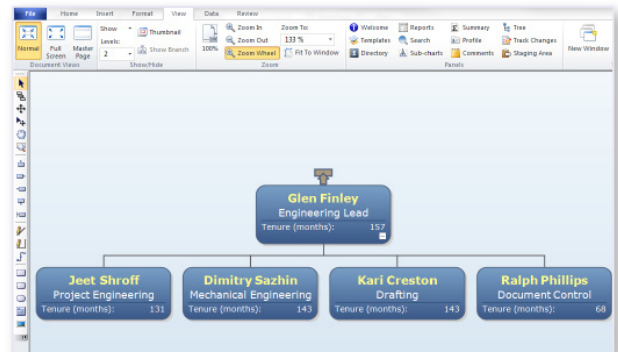
“OrgPlus has long been one of the most intuitive and powerful tools for producing organisational charts.”

– PC World Magazine

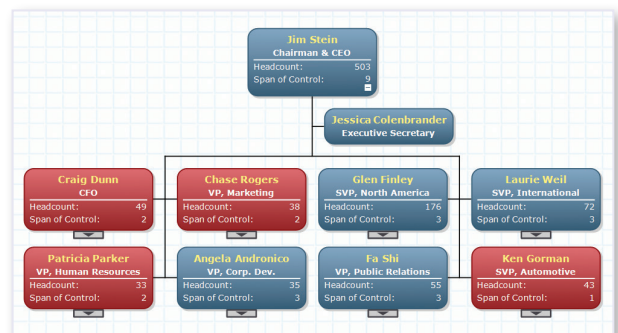


OrgPlus Version 11.2

OrgPlus Professional is the simplest way to create professional, boardroom-quality charts. Customise charts by applying colorful, professionally designed templates. Analyse your data with easy, built-in reporting tools and conditional formatting to highlight relevant employees or data based on custom parameters. OrgPlus automatically updates chart layout for optimal display and printing functionality. Time-consuming steps to manually add or remove employees are eliminated. OrgPlus Professional includes automated importing and publishing functionality. All you need to do is map your data into OrgPlus fields and you can quickly import data from a variety of sources. Publish charts to PDF, PowerPoint or the Web. Automatically synchronise data so your chart is always current, and schedule charts to automatically publish to your intranet, a network drive, or via email distribution. OrgPlus has change tracking, robust reporting, and archiving capabilities. You can automatically generate personnel action notices, and track and archive detailed changes made to your chart.



Create and view custom analytics of your workforce to better align your company.



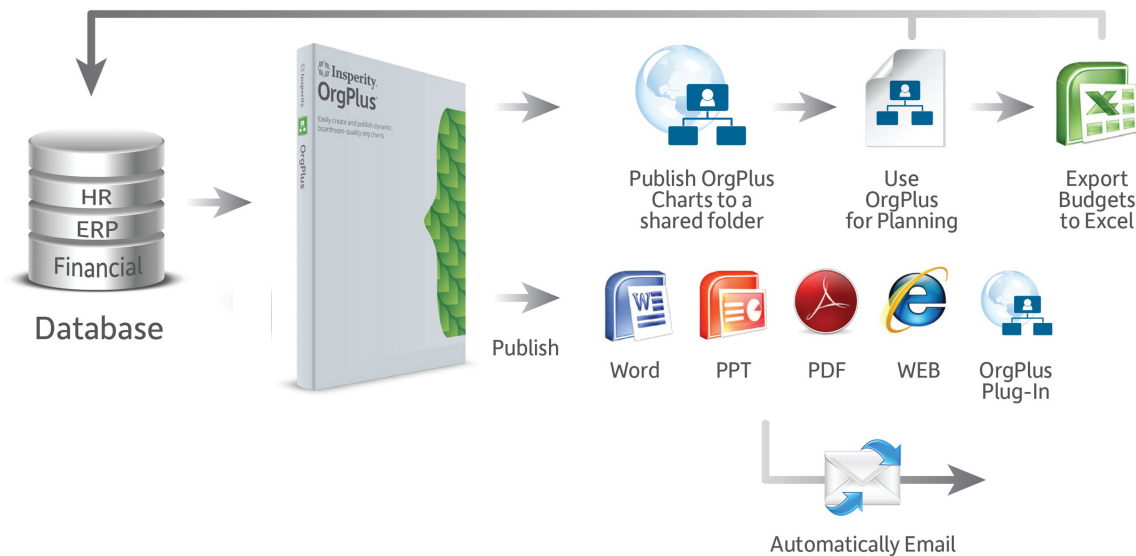
Easily view headcount and span of control.

ID	ReportsTo	Name	Job Title	Department
1		Jim Stein	Chairman & CEO	Aerospace
2	1	Jessica Colenbrander	Executive Secretary	Aerospace
3	1	Craig Dunn	CFO	Finance
4	3	Glen Frampton	General Counsel	Finance
5	4	Alison Fireside	Recruiting Manager	Finance
6	5	Gary Feeney	Senior Analyst	Finance
7	6	Anna Drobryn	Analyst	Finance
8	6	Joy Crenshaw	Analyst	Finance
9	5	Casey Cox	Senior Analyst	Finance
10	9	Blaire Cass	Analyst	Finance
11	9	Fran Bishop	Analyst	Finance
13	9	Kim Alexander	Analyst	Finance

The OrgPlus Import Wizard allows you to create charts with ease and saves you time.

“OrgPlus [is] the go-to app for creating organisational charts.”

– Josh G., TechCrunch



Import information from any standard back-end system database or spreadsheet to build and update your chart. Communicate quickly and in any format by publishing your org charts to Word, PDF, PowerPoint or the Web in one click. Set up automatic chart refreshes and distributions.

System Requirements

Minimum

Windows® 7

- System memory: 1GB of RAM or higher (2GB for 10k boxes, 4GB for 30k boxes)
- 150MB of available hard drive space
- MS Office 2010
- Publish to HTML: Internet Explorer 9,10,11, Chrome, Firefox, Safari

Recommended

Windows® 7 or 8.x

- System memory: 1GB of RAM or higher (2GB for 10k boxes, 4GB for 30k boxes)
- 150MB of available hard drive space
- MS Office 2013
- Publish to HTML: Internet Explorer 9,10,11, Chrome, Firefox, Safari

Get Started Today

Learn more about using OrgPlus to better plan, organise and manage your workforce. Visit us online at **www.altula.co.uk** or call us toll free at **+44 (0) 2036 080 627**.

“OrgPlus is an attractive and intuitive solution to managing organisation charts.”

– CNET Editor Review 

CNET editor's rating:



Altula is the exclusive international distributor of OrgPlus, providing sales and support to OrgPlus customers and resellers outside the United States.

altula™

+44 (0) 2036 080 627 | altula.co.uk